



DESIGNER 2 FRAMES

Our DESIGNER 2 FRAME SYSTEM is designed for quality interior signage. Several unique features offered by this system will make designing and mounting interior signage simple.

- Nine sizes in six colors: Pewter Gray, White, Medium Gray, Almond, Brown, and Black.
- One 12" expandable frame that can be extended by adding 2" sections. Plate size starts at 3 7/8" x 11 7/8" to any size in multiples of 2" sections.
- Completely supports 1/16" material so that multiple plates can be used as mini-directories or divided sign messages.
- Plates can be mounted with adhesive-backed 3M DUAL LOCK™ or Sign Snap so that they are tamper resistant but still removable with a suction cup.
- Plates can be permanently mounted to inside of frames with adhesives or two sided transfer tape.
- 1/4" wide divider stripes are available in matching frame colors. These dividers can be used for directories or any sign that may require multiple plates. They must be glued or taped in.
- Keyhole mounting for permanent or removable frames.
- Pin system that mounts into a frame for hanging frames from fabric office partitions.
- Base that snaps into a 3120 and 3128 frame for a handsome desk sign.
- Double sided frames with corridor bracket

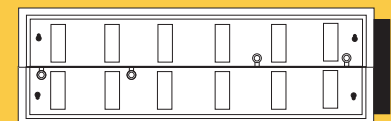


Expandable frame sections fit together by rotating plastic tabs into plastic barrels. These sections can be quick glued together screwed with #2 flat head self tapping screws, or simply mounted to the wall with each section in succession.

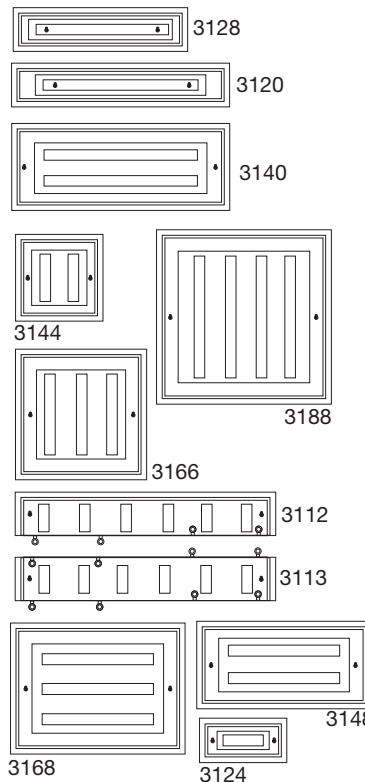


Two end pieces make 4" x 12" (3 7/8" x 11 7/8" plate size). A 2" center section allows the frame to be increased by 2" increments with each additional section. PN 3112/3113

Corridor frames are custom and non-returnable.



Part No.	Inside Dimension
3120	1 7/8" x 9 7/8"
3140	3 7/8" x 9 7/8"
3128	1 7/8" x 7 7/8"
9000	6" Desk Base for 3128 and 3120 frames
3188	7 7/8" x 7 7/8"
3166	5 7/8" x 5 7/8"
3144	3 7/8" x 3 7/8"
3112	1 7/8" x 11 7/8" end section
3113	1 7/8" x 11 7/8" mid section
3168	5 7/8" x 7 7/8"
3148	3 7/8" x 7 7/8"
3124	1 7/8" x 3 7/8"



**Custom colors available.
Call for details.**

DOUBLE SIDED CORRIDOR FRAME WITH CORRIDOR BRACKET

With 3112 & 3113 frames sections

Part No.	Inside Dimension
3288	7 7/8" x 7 7/8"
3266	5 7/8" x 5 7/8"
3220	1 7/8" x 9 7/8"

Part No.	Inside Dimension
3242	3 7/8" x 11 7/8"
3262	5 7/8" x 11 7/8"
3222	11 7/8" x 11 7/8"